

Pages (6): [[1](#)] [2](#) [3](#) » ... [Last](#) »
[Show all 81 posts from this thread on one page](#)

[TechnoRocket.com: Automobile Enthusiasts Online](http://www.technorocket.com)

(<http://www.technorocket.com/forums/index.php>)

- [Chevrolet](http://www.technorocket.com/forums/forumdisplay.php?forumid=22) (<http://www.technorocket.com/forums/forumdisplay.php?forumid=22>)

-- [Project Astrolade](http://www.technorocket.com/forums/showthread.php?threadid=244) (<http://www.technorocket.com/forums/showthread.php?threadid=244>)

Posted by zigster on 09-02-2004 06:58 AM:

Project Astrolade

Project Astrolade will be starting soon, i now have detailed instructions and a good insight on what must be done. here is an image of a finished astrolade!

the original instructions are too big to post, if you want them message me and il send em asap!




Posted by zigster on 09-02-2004 07:07 AM:

Part 1.


Posted by zigster on 09-02-2004 07:08 AM:

Part 2.

Posted by zigster on 09-02-2004 07:22 AM:

currently i have been tracking some parts for the project, headlights seem to be the biggest investment so far. from what i found out so far, lights are about 500 each from the dealer!!! i have found some cheaper ones, until i decided to go with the 2004 and up headlights! they are about 1200 ea. !! but the hid option would be awesome.

as for the grilles theres tons of them. the only other thing that is going to be difficult is the fabrication/ fitting part. i could go the same rout as the article and weld, however i find that fiberglass might be a neat way to go also.. fiberglass and bondo instead of welding as i dont have much experience welding


anyway il post any progress!

Posted by zigster on 02-16-2005 09:03 AM:

i now have the lights in my possetion, and the grill i have just won off of ebay. with most of the parts now i can start the fabrication soon!

will keep you all posted

Posted by zigster on 03-23-2005 11:15 PM:

 **lights and grille**

now that i have the lights and the grille im lookin like mad to find a front bumper! damn these are hard to find. the grille and lights are in wicked condition, i was pretty lucky to get these for fairly cheap 600 can\$ for the lights and about 200 can \$ for the grille... compared to 3600 us for the kit out of the magazines! not bad. the only problem now is do i want to install this stuff in this weather? theres 2 feet of snow on the ground!!!!

anyway heres a pic of the grill and lights... sweeeeet 



Posted by JEEEmbo on 04-19-2005 10:26 AM:

Man, hurry up with that shit, I wanna see some pics ASAP!!



Posted by zigster on 04-19-2005 04:38 PM:

im gettn the van fixed now.. when im done that its goin in the bodyshop, i might get it done pretty soon!

Posted by zigster on 09-23-2005 06:15 AM:

YEHAW, i bought the bumper today, meaning i have all the parts to build the monster!

i did a test fit today and holy shit, it aint gonna be easy! i started cutting the front grill pieces out to make room for the lights... i will continue tommorow...

wish me luck..

Posted by zigster on 09-23-2005 07:09 AM:

this is what ive got so far... shes gonna be tough...
im gonna fit the bumper then squeeze every thing else in... stay tuned folks..



Posted by zigster on 09-23-2005 07:11 AM:

all i can say for every one else! these instructions are shiiiiit, they show you nothing that you need to know! and their method doesnt even work! if your gonna do it yourself be prepared for tons of work..

Posted by zigster on 09-24-2005 08:03 AM:

just bought a lincon mig welder ! 650 \$ welder for 299@ super discount :P now im learnin how to weld, il keep yal posted! anyone got any hints? hell do i ever need em

Posted by zigster on 09-25-2005 06:53 AM:



HOLY CRAP, today i learned to weld! its pretty hard at first but after a few tries you get the hang of it! welding is fricken awesome, and the steel is sooo strong! you can make damn near anything!

as for the escalade front... well at first we thought it was going good... then after we put the bumper on we noticed that the whole front needed to go 3 inches backwards, to align with the hood, so we basically lost 3 hrs... 🤔🔧

then we had a big idea! 🤔 and we basically had to scrap what everyone told us and forget about the stupid magazine! we ended up measuring everything for ourselves and it started coming together pretty wicked! 😁

we ended up doing the opposite of the magazine, they totally removed their front bumper reinforcement, i didnt like that idea, if you hit anything at all the front and rad is toast... the bumper is flimsy enough on it own... so instead we screwed around and were able to move it one hole down on each side... one big bolt in stead of two, but 2 are better than none at all... makes sense when you see the pics... 🤔

so basically we got the bumper on... still needs to be trimmed by the fenders, but i plan on doing that last... after that we started screwing with the grille... we ended up having to drill holes all over it to make it fit good... none of the holes are visible which rocks. the top of the grill we will finish tomorow, but its gonna be a piece of cake... 😊

the only part that im worried about is the lights, we test fitted them a couple times and they look awesome, but you never know, until you have everything hard moundted its different every time you put it together...

also to make installation a snap we ended up welding the bolts right to the steel brackets, then you can quickly throw a nut on and your done, without trying to stick your hands up under the bumper which sucks... the pics show it all!

anyway.. we will start the rest in the morning :)
here are some pics!

Posted by zigster on 09-25-2005 07:25 AM:



heres a picture with the front brackets welded on... its no where near the finished product, i guess i will get some better pictures tommorow so they will be useful to someone



Posted by zigster on 09-25-2005 07:38 AM:



the front bumper and grill welded on tight. they look gorgeous! just missing the headlights that get put on tommorow morning. let me know what you think.. i personally love the bumper from the escalade, its better than any aftermarket astro bumper!

All times are GMT. The time now is 04:59 AM.

Pages (6): **[1]** **2** **3** » ... **Last** »
[Show all 81 posts from this thread on one page](#)